

GASSY



GOSSIP

JUNE 2020

Congratulations




On Your Retirement ROBYN



12

SAY G'DAY TO...



34

Some great news for the Shire of Upper Gascoyne! We are beyond excited to announce we have been successful in our grant application to commence construction of The Gascoyne Junction Wild Beer Stop in late 2020!

Almost two years of your hard work is being repaid for a top not stop is commencing up in 2020! Come visit with us and enjoy great refreshments with a view for the world's best beer and scenic views.

NEW VISITOR STOP



Gascoyne Junction
Community Resource Centre

Your local connection

TABLE OF CONTENTS



COUNCIL NEWS & DATES

Here you will find news about the Shire straight from your CEO along with Council meeting dates.



SAY G'DAY TO...

Tina Matthews from Dalgetty Downs Station.



BLAST FROM THE PAST

Explores the archives on past news and events.




GJ CRAFT GROUP

Interested in joining the Gascoyne Junction Craft Group? Check out the details here.



GASCOYNE LOCAL APP

A FREE new app to connect businesses with customers.



LOVE YOUR LIBRARY

Discover what is happening at your local library.



GJ SCHOOL NEWSLETTER

Learn what the local school children have been up to.

24



BIGGEST MORNING TEA

The community raised over \$300 for the Cancer Council.

25



FAREWELL ROBYN

Congratulations to Robyn on her retirement.

26



GUS THE GARDEN GURU

Everything you want to know about growing Desert Roses.



COOKS CORNER

Recipes chosen just for you at home

30



GASSIFIEDS

Advertisements, new arrivals, birthdays and more.

31



BIRTHDAYS

Happy birthday to you all!

34



BUILDING BETTER REGIONS FUND

Exciting news about the NEW Gascoyne Junction Visitors Stop.

38



SMOKO TIME

Take a break and enjoy the puzzles and games.

41



KIDSCORNER

Puzzles and games to keep the kids entertained.

Ordinary Council Meeting Dates

Wednesday 12th February

Wednesday 25th March

Wednesday 29th April

Wednesday 27th May

Wednesday 24th June

Wednesday 29th July

Wednesday 26th August

Wednesday 30th September

Wednesday 28th October

Wednesday 25th November

Thursday 17th December

Council meetings commence at 8:30am in the Shire Council Chambers located at 4 Scott Street, Gascoyne Junction.

All ratepayers and residents are welcome to attend the council meetings and participate in the Public Question Time session which is held at the beginning of each Council Meeting.



COUNCIL NEWS

CEO Update

This month has been busy, as always, with a number of projects receiving grant funding. We were successful through the Building Better Regions Fund where we were granted \$2,398,500 to construct the Gascoyne Visitors Stop. We have been advised that the Shire will receive \$25.64M through the Disaster Recovery Funding Arrangements Western Australia (DRFAWA previously WANDRRA). I have applied to DEFES to get a 20% upfront payment totalling \$4,927,053 to assist the Shire with our cash flow. As per Council resolution 16032020 I have appointed Greenfield Technical Services, who are preferred suppliers under the WALGA Preferred Suppliers List, as the Superintendent and Supervisors of AGRN 908 for an estimated cost of \$2,154,100.

On Thursday the 18th of June I had a meeting with Tamara Sweeney from the WACHS in the attempt to get the Doctors to recommence their regular appointments in Gascoyne Junction. We had five representatives in attendance in addition to myself and Peter Windie. I am quite optimistic that a Doctors service will be reinstated as they collectively recognise that as a community we have been largely disregarded.

I have been busy working on the 2020/21 Budget, we will have an extremely busy year in front of us with a multitude of projects that will need to be delivered, in addition to our normal workload. I am attempting to find the best methods of delivery in order to not place our staff under stress but at the same time gets the projects delivered on the ground.

I have made the decision to appoint Mr Sean Walker to the position as the Town Maintenance Officer. Sean is a qualified electrician and has worked for us as a casual. We are very confident that Sean will be a great asset to the Shire and to our community. In addition Sean is very comfortable in our community and will seamlessly fit in.

It is with regret that I can inform that Robyn Perry has submitted her notice, which I have accepted, Robyn will officially finish on the 24th of June 2020. Robyn has been with the Shire for the past eight years, we wish her well in her retirement and hope she gets to spend her time doing the things she is most passionate about.

I have advertised locally for a Customer Service Officer to replace Robyn, this position will not be easy to fill given we will not be offering a house as part of the package

All the Best Robyn



COVID Care Packages (Photos L-R Bidgemia receiving their pack, close-up of pack and Omo

May has been a busy period for the Corporate Services team with staff adding the final touches to the Shire's care packages and getting them ready to be delivered to all that live within our immediate and extended community.

We have been receiving great feedback from those who have already received their care packages, including expressions of gratitude and excitement. People have been pleasantly surprised with the mix of goodies contained in their care packages from the fruit and veg produce, to the cook books, craft kits for kids and games for the family to enjoy.

The packs were also a way for the shire to highlight some very important information around the many services and resources available to families and individuals, who may be struggling during these challenging times of COVID-19. As the hub of our community, the Shire plays a critical role in ensuring that everyone in our region feels safe and supported – we recognise the importance of letting our community know that they are not alone and we are here to help.

We hope that by providing this information in our care packages, it will help to inform residents based locally and remotely that services such as assistance from Helping Minds, financial counselling from Family Support Services, welfare support and job seeking advice from Human Services (Centrelink) is available to everyone if you need it.

Bush Fire Brigade Training for the Works Crew

The works crew participated in some training on the use of the fire truck. Warren Hatt delivered the training and briefed the crew on the proper use of the fire-fighting equipment including filling from a hydrant or water body. Invites were sent out to members of the community to join the Gascoyne Junction Volunteer Bush Fire Brigade, unfortunately there was very little feedback. Training for this has been pushed back until mid-July so we can find more volunteers and await DFES to update their training packages.



The works and town crew conducting fire truck training

Maintenance Graders:

Thomas is working his way between Landor and the Meekatharra boundary before he heads south to Glenburgh. He has repaired the 12km damaged section south of the Landor Meekatharra turnoff.

Ian is working on the C'von Mullewa road between town and the Diary Creek turnoff. We have put a watercart and roller with him to repair blowouts between the Pells range and Daurie Creek area. Ian will then work towards the Murchison Boundary. Greg Watters has completed the Landor to Meekatharra boundary section.

Roger Davies was engaged to assist in maintenance grading after rain and remove two grids and reconstruct four grid approaches on the C'von Mullewa road.

Construction Crew:

Our 19/20 capital works program has been completed. The crew have demobilised equipment to Mount Augustus. We intend to start the 20/21 works program blasting the Cobra Hill and then onto the Burringurrah Hill project. I have sent out RFQ's for the drilling and blasting and hope to engage a contractor by the end of July. We are still working on the works program for the remainder of that financial year.

In the meantime Dameon will maintenance grade the Woodlands road while Leeson and Frank will work in the depot on utilising the new racking and storage.

Equipment:

I have sent out RFQ's to replace some of our light vehicles in preparation for the new financial year. After talking to vehicle suppliers there appears to be a shortage in supply of vehicles and new model releases have been pushed back to later in the year.

We have taken the downtime in construction works for Max to carry out repairs and maintenance on plant that is not in use. This includes replacing suspension components in side tippers, hoses and blocks on our pad foot roller and new storage boxes and bolting down of equipment on the service.

General:

The colder weather has slowed down the weeds and garden duties and has given the town crew a chance to concentrate on relocating the gardening and town maintenance equipment and materials into their new shed.

We have been busy replacing the water storage tanks for the tourist park due to both tanks splitting due to tree roots. While the tanks were being replaced it was discovered there were numerous leaks within the tourist precinct that required a plumber to rectify.

COUNCIL UPDATE...



FLOOD DAMAGE REINSTATEMENT REPORT

SHIRE OF UPPER GASCOYNE – AGRN863 FLOOD DAMAGE REINSTATEMENT MONTHLY PROGRESS REPORT – June 2020 (PACKAGE 1)

Approx. Value	\$ 4,648,085	Package Start Date:	15/11/2019
Contractor	THEM Earthmoving	Forecast Completion Date:	End July 2020
Works this period (June 2020)		Works next period (July 2020)	
<p>Gilroyd Rd All works are now complete on this road.</p> <p>Eudamullah Rd All works are now complete on this road.</p> <p>Pimbee Rd Completed reconstruction of a stabilised floodway at Slk 43.25. All works from Gascoyne Junction to Carey Downs Rd turnoff (approx. Slk 54) and from Slk 80 to the Shire's southern boundary are now complete.</p>		<p>Pimbee Rd Continue works on this road working south from the Carey Downs Rd intersection to Slk 80. Works will comprise removal of silt/debris, drain reinstatement, forming/resheeting of pavement, reconstruction and cement stabilisation of unsealed floodways and heavy grading.</p> <p>All works are expected to be complete by end of July 2020.</p>	
Status of Roads			
	This Month	Last Period	
Overall Package	86%	76%	
Callagiddy Winderie Rd	100%	100%	
Carey Downs Rd	100%	100%	
Camarvon Mullewa Rd	100%	100%	
Edmund Gifford Creek Rd	100%	100%	
Eudamullah Rd	100%	81%	
Gilroyd Rd	100%	69%	
Lyon River Rd	100%	100%	
Minnie Creek Rd	100%	100%	
Pimbee Rd	53%	31%	
Ullawarra Rd	100%	73%	

Eudamullah Rd



FLOOD DAMAGE REINSTATEMENT REPORT CONTINUED...



SHIRE OF UPPER GASCOYNE – AGRN863 FLOOD DAMAGE REINSTATEMENT MONTHLY PROGRESS REPORT – June 2020 (PACKAGE 2)

Contractor	Quadrio Earthmoving	Package Start Date:	16/04/2020
		Forecast Completion Date:	Oct 2020
Works this period (June 2020)		Works next period (July 2020)	
<p>Wanna Rd All works are now complete on this road.</p> <p>Bingegaroo Rd All works are now complete on this road.</p> <p>Pingandy Rd Commenced works on this road working from the eastern end back towards Dooley Downs Rd. The works comprised of removal of silt, reinstate unsealed floodways, reinstatement of surface drainage, reforming and resheeting of pavement, medium and heavy grade.</p> <p>Dooley Downs Rd Commenced works on this road working from the Dooley Downs homestead back towards Mt Augustus homestead. Works have included reconstruction of several floodways and removal of silt.</p>		<p>Pingandy Rd Continue and complete all remaining works on this road. The works comprise of removal of silt, reinstatement of unsealed floodways, reinstatement of surface drainage, reforming and resheeting of pavement, medium and heavy grade.</p> <p>Dooley Downs Rd Continue works on this road working from the Dooley Downs homestead back towards Mt Augustus homestead. The works comprise of removal of silt, reinstate unsealed floodways, reinstatement of surface drainage, reforming and resheeting of pavement, medium and heavy grade.</p>	
Status of Roads			
	This Month	Last Period	
Overall Package	43%	26%	
Bingegaroo Rd	100%	0%	
Cobra Dairy Creek Rd	100%	100%	
Cobra Gifford Creek Rd	100%	100%	
Dalgety Downs Glenburgh Rd	0%	0%	
Dalgety Downs Landor Rd	0%	0%	
Dooley Downs Rd	9%	0%	
Landor Meekatharra Rd	0%	0%	
Landor Mt Augustus Rd	0%	0%	
Landor Mt Clere Rd	0%	0%	
Mooloo Downs Access Rd	100%	100%	
Mount Augustus Woodlands Rd	0%	0%	



PUBLIC NOTICE

ROAD CLOSURE



The Minilya—Lyndon Road will be CLOSED whilst floodway construction is underway.

Road closed **Monday 29/06/2020** and works expected to continue for a period of at least four weeks.

LOCAL & ESSENTIAL TRAFFIC ONLY

Further information:

The Shire's Infrastructure Services on 9941 0000



SAY G'DAY TO...

Full name: Tina Ann Matthews

Nickname: Tine

Place of birth: Watford. England

Favourite food? Mmmmm!!! Food.....

Favourite animal? So hard to pick one
Cats, Dogs, Cows, chookies

Footy team: Nope....

Where did you grow up?

Eastern Suburbs Melbourne

Why did you move to the Upper Gascoyne?

Escape the rat race

How long have you lived in the Upper Gascoyne?

5 years.. Nearly..

What do I love most about the Upper Gascoyne?

Close knit small community even though we lives hundreds of kilometres from each other...

What services or events would you like to see in the Upper Gascoyne?

More social events at the Junction.



BLAST FROM THE PAST

THIS SEGMENT OF THE GOSSIP EXPLORES PAST ARTICLES ON NEWS AND EVENTS. THIS ARTICLE WAS ORIGINALLY PUBLISHED IN THE NORTHERN GUARDIAN IN JUNE 23

1999

Gruelling motorbike ride a novel fundraiser



DIGBY Robinson travelled 374 kilometres cross country to raise funds for the School of the Air camp.

MANY runs, walks and bicycle rides have been done in the name of fundraising but 12-year-old Digby Robinson has completed a different fundraising effort.

He rode cross country on his trail bike, taking in some of the most breathtaking scenery but also some of the roughest tracks in the outback.

Digby completed his outback adventure over the weekend two weeks ago which started at Mount Augustus and finished at Mooka Station, 375 kilometres away.

His efforts raised \$1000 for the School of the Air biennial camp to Canberra.

Leaving Mount Augustus at 10am on the Saturday morning with his Dad, Mum and younger sister Matilda for support, Digby rode along station tracks to Mount Phillips station.

They arrived on the east side of the Kennedy Ranges by dark where they camped the night.

Sunday morning, the family headed off again, crossing the Gascoyne River to arrive at Mooka Station at 4pm Sunday afternoon.

Digby is no stranger to the environment he challenged.

The Robinsons live on Mount Phillips station but the ride was hard

going with many parts of the track washed away and rough going.

Mr Robinson said there had been no accidents or mishaps but they had some problems in crossing the Gascoyne River and the wildlife were at times a bit too friendly.

The sight of a bull camel a little too close moved the family on pretty quickly and the visit by some wild donkeys into their camp made for an interesting experience.

The school and students have raised in excess of \$20,000 by holding auctions, quiz nights, cake stalls, garage sales, a car wash and raffles.

They have also been sponsored by many different community organisations.

The driving force behind the massive fundraising effort was Gail O'Sullivan and Jo Symonds, both parents of School of the Air students.

Other students have also done individual fundraising.

A walkathon was completed by Lexine and Shannon Mourambine from the Murchison settlement and cans were collected by Peter and Leslie Windie from Gascoyne Junction.

Aticia Grey from Glenflory Station held a cake stall at a community event on a neighboring station.

The school camp starts this Friday and the students return on July 4.



GASCOYNE JUNCTION CRAFT GROUP CALENDAR 2020

8th and 9th Feb	Untutored workshop -Outback wives projects (Fabric basket, table runner, cushions)
7th and 8th March	Jelly Roll rugs
4th – 5th April	Dongara Autumn Craft Round Up Road Trip
10 th Apr – 27 th Apr	School Holidays and Easter
23rd and 24th May	Basket weaving (TBC)
20th and 21st June	Untutored Workshop
4 th July – 19 th July	School Holidays
25th and 26th July	Copper Foiling- Stain glass suncatchers (TBC)
29th and 30th August	Powertex projects with Tina & Alys (TBC)
26 th Sept – 11 th Oct	School Holidays
31st Oct & 1st Nov	Mosaic Workshop (TBC)
28th and 29th Nov	Christmas Craft Workshop (TBC)

For any queries please contact the Secretary
Tina Matthews
junctioncraft@gmail.com
9943 0531

WE ARE EXCITED TO INTRODUCE A NEW REGIONAL BUSINESS APP FOR THE GASCOYNE!

GASCOYNE Local

The 'Gascoyne Local App' initiative aims to help Gascoyne businesses promote their products and services, and encourage locals and visitors to support small businesses in the Gascoyne communities.

The app has two main features; business directory and offers/ discounts. The marketing and promotion will be focused on those businesses who offer incentives to shop at their business, by providing an offer or discount for their product or service.

It's important more than ever to be a true Gascoyne local and look to support small businesses when buying products and services. However, research shows that consumers are more likely to shop local if there is an incentive too.

By going local, small businesses can grow their business, create local jobs and help their community.

The Gascoyne Local App is an initiative funded by the Gascoyne Development Commission. The project has been developed and managed by the Shire of Carnarvon on behalf of all Local Governments in the Gascoyne.



FUNDED BY:



SUPPORTED BY:



free...

Thanks to GDC, Gascoyne businesses can list their business and promote offers and discounts through the coupon feature.

marketing...

Gascoyne businesses who participate in this initiative will receive several free marketing opportunities through social media, radio and print.

showcase...

Gascoyne businesses have the opportunity to showcase the Gascoyne's unique business products and services.

FOR MORE INFORMATION ON THE GASCOYNE LOCAL APP, CONTACT THE PROJECT OFFICER STEPHANIE LECA AT leca.s@car.narvon.wa.gov.au or on (08) 9941 1146



WHAT IS HAPPENING IN YOUR CRCLIBRARY

Need something to read but can't access our Library - we've got just the thing for you! Access all the library content you need with a click of your finger! Jump online and get access to eResources at home including eBooks, eAudiobooks, eMagazines, stream videos and online learning resources.



ONLINE VIDEO TUTORIALS FOR ELIBRARY RESOURCES

Here is a list of step-by-step online video tutorials (eBooks and eAudiobooks, eMagazines and eFilms). As you click on each link, you will notice down the right hand side of the screen you can select on the instructions for your specific device.

BORROWBOX- is an eBook and eAudiobook service that makes it easy to browse, preview, reserve, and download bestselling titles on your electronic devices. The service is free to all library users, so all you need is a library card number - contact our friendly CRC and Shire staff for more information on how to access this great service!

<https://my.nicheacademy.com/cityofwanneroolibraries/course/2077>

OVERDRIVE/LIBBY/OVERDRIVE FOR KIDS- Borrow and download thousands of eBooks and eAudiobooks, including fiction and nonfiction specifically aimed at children. <https://my.nicheacademy.com/cityofwanneroolibraries/course/1451>

RBDIGITAL- There are now more than 3,500 magazines to choose from, many of them in languages other than English. Enjoy a huge range of full colour, interactive eMagazines to download and keep, from a wide range of genres including automotive, health & fitness, food & cooking, hobbies and even celebrity & gossip. No holds, no checkout periods, and no limit to the number of magazines you can download. <https://my.nicheacademy.com/cityofwanneroolibraries/course/177>

KANOPI - Gives you free access to over 30,000 movies and documentaries, including selections from Criterion Collection, the Great Courses, film festival winners, independent directors and much more. Streaming requires an internet connection. <https://my.nicheacademy.com/cityofwanneroolibraries/course/3129>





Get free eMagazines from your library



- Available to all Gascoyne Junction Library Members (Not a member? It is free for Residents to join the Gascoyne Junction Library)
- Free to join and access
- 3,500 magazines to choose from including latest issues
- Members can download and read offline
- 12 months back issues available
- App available for PCs, Mac, eReaders, Android and iPhones
- Many titles available in Languages other than English

How to Join RBdigital

1. To register, go to <http://slowa.rbdigitalglobal.com/>
2. Click REGISTER (top right corner)
3. Fill in your details in the REGISTER fields

Create your own username and password

Library Card = Your Gascoyne Library Card Number (CL807G00032200)

Choose your Library = Gascoyne Junction Public Library

4. Once registered, download the app suitable for your device (eReader, Mac, PC, Android or Iphone).

For step-by-step guide

<https://my.nicheacademy.com/cityofwanneroolibraries/course/177>

Need Assistance or have a question on how to use?

Check out the FAQ available here: <http://slowa.rbdigitalglobal.com/help/>

To join the Library or to check your card number, contact reception on 99430988 or crc@uppergascoyne.wa.gov.au

5 Scott Street Gascoyne Junction WA 6705
E: crc@uppergascoyne.wa.gov.au
P: 99430988

<https://www.shireofuppergascoyne.wa.gov.au/>



Newsletter

25/06/2020

Principals post

Good morning Everyone,
With only a week or so until the end of term, teachers are busy writing reports for semester one.

As outlined by the Department of Education, the reports will be slightly modified this semester to reflect student progress in English and Maths. You can expect a comment under these learning areas as well as a general comment.

Teachers will also report on the Attitude, Behaviour and Effort of students for the semester. Reports will be distributed on Friday 26th June.

Further information about your child's progress will be available at the parent interview sessions scheduled for the week beginning June 29th. Please call 99430515 to organise an appointment time with your child's teacher.

Thank you to the people who have found time to complete the school survey. If you have not had an opportunity to register your say, please use the link below. The survey closes on Friday 26th June.

<https://www.surveymonkey.com/r/RXFSGN2>

Moderation processes are underway at the school with teachers using the Brightpath ruler as a further tool to ensure grades are on par with other students in Western Australia. The rulers assist teachers make consistent judgements in different forms of writing and oral language.

Diagnostics from Back to Front Maths are used to grade and moderate students. We began this programme in 2019 and are extending resources and professional learning to support teachers implement this impressive programme. This link explains why this programme is worth having in our school. We want to make a difference!






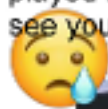
When kids get stuck and never catch up - Back to Front Maths | Kennedy Press Back to Front Maths | Kennedy Press



This week our school says farewell to another staff member.

Ms Leisha Norling reluctantly decided she can no longer work in Junction as there is no available housing.

On behalf of all staff at the school I wish Leisha well and thank her for the role she played in educating students. We are sad to see you go Leisha.



The position for Education assistant will be advertised soon. Please if you know anyone who is experienced and would have a place to stay in Junction, mention this too them so they can submit an application.

Keep safe during the holiday and enjoy this beautiful Gascoyne weather.

Until next time,
Chris Polakiewicz
Principal

Remember to make an appointment with your child's teacher for next week.



FREEDRESSDAYFREEDRESS DAY FREE
DRESS DAY FREE DRESS DAY

FRIDAY JULY 3rd

ROOM 1

I returned to GJRCS for Term 2 amid the COVID19 restrictions and had the pleasure to have Harley join us early in the term and Andre enrol in a pre-kindy programme.

The Early Childhood Classroom enjoy regular cooking classes, integrating math measurement in a fun way. We have made play dough, birthday cupcakes and for The Biggest Morning Tea we made pumpkin scones. We will continue cooking next term led by Ms Jodie Gibson.

Students from room 2 come into room1 twice a week for music and health lessons. They have been learning about body systems for health and were introduced to music notation.

A large focus for health has been on the 'digestive system' and how the food we eat has a huge impact on maintaining a healthy body. All students spent an afternoon cooking a healthy meal of frittata, which they were able to take home. A big thank you to Miss Kenny for coming and helping the students.

In Talk for Writing, Harley and Juanita have created their own picture books called 'Black Bear, Black Bear, Who Do You See? Presently they are enjoying viewing, reading, role play and other activities connected to 'The Three Little Pigs'.

Harley and Juanita seem to look forward to engaging in Numeracy activities on the computer every Friday. This links well to the Math achievement outcome: Knowing and identifying the days of the week and linking specific days to familiar events ([ACMMG007](#)).

This is only a short snippet of what has been happening in Room 1 this term, along with our PLD and Back-to-Front Maths programmes. These programmes support student learning in the English and Maths learning areas.

In term three, students in room one and two will begin a new resilience and well-being programme and every second Friday cooking up a feast with Jodie. I am excited about the inclusion of these two programmes and will provide more information to families early in Term 3.

Marika Stefaniv



Scones all ready to eat



Birthday cup cakes



Role play activity



Cooking a healthy meal...Frittata

Coming Events

Date	Event
26 th June Friday	West Australia Community Health Service visit Reports distributed.
Week beginning Monday 29 th June	Parent interviews. Please make an appointment with your child's teacher
3 rd July Friday	Free dress day. Last day of term
4 th July Saturday	School Holidays begin
20 th July Monday	Last day of holidays School Development Day Professional Learning. Students do not attend
21 st July Tuesday	Students return to school
27 th July	Teacher and Principal provide PL to staff within district
4 th August	School Council Meeting 4:00pm staff room


To all our families and workers, have a happy, restful holiday.
Stay safe and we'll see you next term.



Staff return for a professional Development day on Monday 20th July.
Students return on Tuesday 21st July

During art activities, students created a picture of trees and nature using crayon resist drawing with edicol dye. This art piece was created by Juanita and has served as a backdrop to advertise our vegetable plot initiative. If you love gardening give us a call and we will allocate and label a garden bed to grow your own vegetables or flowers. Already we have two people interested.

Call quickly to reserve your plot.





COVID-19

WA Roadmap Phase 3

From Saturday 6 June

Non-work gatherings increased to 100 people. Indoor and outdoor venues with multiple spaces may have up to 300 people - up to 100 people in each space.

x100

Revised 2 square metre per person capacity rule for WA venues.



Cafés, restaurants, pubs and bars

Alcohol can be served without a meal but patrons must be seated.



Sport and recreation

Full contact sport, all gyms and other fitness studios can reopen, with no restrictions on equipment. Gyms must be staffed and undertake regular cleaning.



Community facilities

Playgrounds, skate parks and outdoor gym equipment can be used.



Beauty services

Cosmetic, nail, tanning and waxing salons can reopen. 1.5 metres between each set of client and staff receiving treatment.



Cinemas, arcades and museums

Can now reopen.



Rottnest Island

Reopen to the WA general public.

Continue to practise appropriate physical distancing



Avoid close contact with others

Keep at least 1.5 metres away



Healthy hygiene

Wash your hands regularly, cover your mouth/nose when you cough/sneeze



COVIDSafe app

Download to help with contact tracing

WA.gov.au

WIN

RUSSELL HOBBS AIR FRYER
VALUED AT \$148



IT'S EASY TO ENTER! JUST SEND US A PICTURE OF YOUR KITCHEN CREATION USING ONE OF THE RECIPES LOCATED FROM ANY EDITION OF THE GASSY GOSSIP OR FROM THE RECIPE BOOK PROVIDED AS PART OF THE COVID CARE PACKAGE EMAIL YOUR PHOTO, NAME, CONTACT NUMBER AND NAME OF YOUR KITCHEN CREATION THROUGH TO ADMIN@UPPERGASCOYNE.WA.GOV.AU

**WINNER
WILL BE
DRAWN
AT
RANDOM
ON
FRIDAY
31ST OF
JULY**



**WINNER
WILL BE
ANNOUNCED
IN THE
AUGUST
EDITION OF
THE GASSY
GOSSIP**

 **Cancer Council**
Australia's Biggest
Morning Tea



On Wednesday 24th
June the CRC
Hosted Australia's
Biggest Morning
Tea and raised
over \$300 for the
Cancer Council.

Congratulations to the winners of the raffle 1st
Ray Hoseason-Smith, 2nd Blanche Walker and
3rd Sa Toomalatai. Barney McTaggart won the
childrens spot prize. A big thank you to all who
travelled to attend the event





On a sad note, Robyn from the CRC will be leaving us at the end of June as she has made the decision to retire.

Robyn has been working for the Shire of Upper Gascoyne since 2012 starting as a plant operator and then moving into the CRC as a Customer Service Officer and then as the Coordinator.

We would like to thank Robyn for her 8 years of service and wish her all the very best in her retirement – you will be greatly missed

In recognition of her service to the Shire and the Community a Retirement Party was held on 24th June at the Junction Pub and Tourist Park where she was presented with 60L Engel as her retirement gift.

Enjoy your retirement Robyn! We'll miss you x

GUST THE GARDEN GURU



Desert rose (*Adenium obesum*)

How to grow desert roses

Desert rose (*Adenium obesum*) grows up to 2m in the ground, but more often pot-grown; ideal for bonsai. Leaves are elongated, mid green, tough; deciduous. Climate: sub-tropical to tropical, arid; tolerates cold nights.

Prefers well-drained, gritty soil, Position in a sunny open spot; light shade from hot midday/afternoon sun will reduce leaf scorch. Single rose-like flowers in variety of colours and combinations, predominantly pink, white and red. Now you are also able to get double and triple flowering desert roses after they have grafted.

Use a long-term controlled-release fertiliser sparingly.

Water when conditions are hot and dry; good drainage is essential. Don't water over dormant period.

Desert rose is a succulent, but unlike most succulents, it doesn't have swollen leaves. Instead, it has a swollen, belly-like trunk known as a caudex, which acts as a moisture store. It more closely resembles a bottle tree or baobab than a typical succulent. As the plant ages, the caudex expands and may divide to form a buttress.

Growing desert rose from seeds

Growing desert rose from seeds can be tricky. The plant does set seed after flowering, but the resultant seedlings are variable. For a true-to-type plant, take stem cuttings when dormant, or buy a named variety.

How to plant a desert rose

Desert rose can be planted outside in the garden in warm climate like ours. But it is most commonly grown as a potted plant or bonsai. It is not an 'indoor' plant—it can be taken inside for short periods while in flower, but prefers being outside in a warm, sunny spot, out of chilly winds.

If planting desert rose in the garden, follow these steps:

• Choose a sunny position; in tropical and arid areas some light shade from midday will protect it from scorching.

• Plant so the base of caudex (trunk) is at or just above soil level—never 'bury' a desert rose.

• Soil should be free-draining and gravelly, but a richer loam will be tolerated.

• Add a long-term [controlled-release fertiliser](#) during soil preparation.

If planting desert rose in a pot, follow these steps:

• A porous terracotta or clay pot is preferred, as it drains well and dries out more quickly than plastics, ceramics or fibreglass.

• Add a shallow layer of pebbles or "corks" in the base of the pot to further improve drainage.

• Use a premium-quality cactus and succulent potting mix.

• Set your desert rose in the pot so the base of its caudex is at or just slightly above the top of the potting mix.

• Position the pot in a sheltered spot for a week or so to overcome transplant shock, then move into the light.

• Light shade from midday will minimise leaf scorch..





If planting desert rose as a bonsai, follow these steps:

- Choose a shallow bonsai pot or bowl that is in proportion to the size of the plant. Ensure the pot has plenty of drainage holes.
- Remove the plant from its pot.
- Trim the roots so the base of the caudex will be above the rim of the pot or bowl and the roots will fit neatly inside the pot.
- Trim a piece of [fly wire mesh](#) to neatly fit inside the base.
- Holding the plant in position, fill in and around its roots with a premium-quality bonsai potting mix.
- Water well to settle the mix.
- Trim the top growth to start the training and shaping process.
- Place the pot in a sheltered spot for a few weeks before gradually introducing it to an open position. Provide light shade from midday onwards if possible.



Diseases and pests

- Desert rose is reasonably free of diseases, and rarely troubled by pests. If aphids or mealy bugs are present, a light spray with white oil or insecticidal soap may be applied

These are a few colours from my garden.



RIFFIN COOK'S

Do you have family recipe that you would love to share with us? Send it through to us at crc@uppergascoyne.wa.gov.au

Lamb Shank and Vegetable Soup



Ingredients

- 1 lamb shank
- 2 carrots
- 1 celery stick
- 1 potato
- 1 turnip
- 1 parsnip
- 1 onion
- 90 g French onion soup mix
- 9 cups water

Method

1. Place the lamb shank in a large pot and add approximately 8-9 cups of water.
2. Add the French onion soup mix.
3. Grate the vegetables and add them to the pot.
4. Bring to the boil and then simmer for an hour and a half.
5. Remove shank, shred meat, and add back to the pot.
6. Season to taste.

Slow Cooker Chinese Beef



Ingredients

- 1 1/4 kg chuck beef steak, fat trimmed
- 3 tbs oil
- 2 onions
- 1 tsp ginger minced
- 3 tsp garlic minced
- 1 tsp ground coriander dried
- 2 tsp Chinese five-spice powder
- 2 star anises
- 1 tsp peppercorns
- 100g brown sugar
- 100ml soy sauce
- 2 tbs tomato paste
- 250ml **Massel*** Beef Style Liquid Stock

Method

1. Heat 2 tablespoons of oil in a large saucepan and brown the beef. Remove from heat and transfer to a plate.
2. Combine onions, ginger, garlic and coriander in a small bowl.
3. Heat the remaining oil in the same saucepan and fry onion mix until softened, adding a splash of water to scrape up any beef bits from pan.
4. Stir in the five spice, star anise and peppercorns, cook for 1 minute. Add the sugar, soy sauce and tomato paste.
5. Return the beef and any juices back to the pan and pour in the beef stock. Bring to the boil then add to the slow cooker.
6. Cook for 4 hours on high or 8 hours on low.

Jelly Slice



- 250g Arnott's Marie biscuits crushed
- 170g butter melted
- 3 tsp gelatine powder
- 1/4 cup water
- 250g cream cheese
- 395g sweetened condensed milk
- 1/3 cup lemon juice
- 1/2 cup cream
- 85g jelly crystals

Method

1. Blend or process biscuits until they resemble breadcrumbs. Pour in melted butter until combined and sticking together.
2. Press biscuit mixture evenly over the base of a 20cm x 30cm lamington pan. Refrigerate until required.
3. Sprinkle gelatine over the water, allow to stand for a few minutes then microwave for 30 seconds or until dissolved.
4. Beat cream cheese until smooth. Add condensed milk, lemon juice and cream. Continue to beat until smooth.
5. Stir in gelatine mixture. Pour over the top of biscuit base. Refrigerate until set for at least 2-3 hours.
6. Make jelly according to packet directions. Cool to room temperature before pouring over cream cheese layer.
7. Refrigerate until slice is set completely.
8. Cut into squares to serve

Passionfruit Delicious Pudding



Ingredients

- 2 tbsp. butter
- 3/4 cup sugar
- 2 tbsp. self-raising flour sifted
- 1 pinch salt sifted
- 2 eggs separated
- 4 passionfruit
- 1 cup milk

Method

1. Cream butter and sugar.
2. Add sifted flour and salt.
3. Add passionfruit, egg yolks and milk.
4. Beat egg whites until stiff and fold into mixture.
5. Pour into a greased ovenproof dish and stand in a dish of cold water.
6. Bake at 180-200C for 40 minutes.

GASSIFIEDS

TO ADVERTISE PLEASE CONTACT US
CRC@UPPERGASCOYNE.WA.GOV.AU

Free advertising for community groups and not for profit organisations.



Locally owned and operated
15 years mustering experience in the Pilbara and Gascoyne.
Competitive rates
Phone: 08 99430832 or 0439920612
email: outbacktrax@hotmail.com



BEEF PRODUCERS • STOCK LICKS • CATERING • STATION STAY • TRAINING

Harry and Alys McKeough

Carey Downs Station
Carnarvon WA 6701

Phone 08 9943 0924
Harry 0429 684 791
Alys 0438 384 603

careydownsstn@gmail.com

ADVERTISING RATES

A4 - \$41.20

A5 - \$25.75

A6 - \$20.60

Business Card Size - \$8.24



BIRTHDAY ANNOUNCEMENTS

JUNE

13 Sa Toomalatai
19 Cherie Walker

JULY

4 Blanche Walker
7 Hamish McTaggart
13 Darcy McKeough
15 Danny Smith
24 Jarrod Walker
30 Beth Burnett

August

1 Alys McKeough
18 Spags Burnett
18 Harry McKeough
20 Jodie McTaggart
25 Theona Mitchell Smith



NEW ARRIVALS

AVAILABLE NOW IN OUR CRC



Bumper Stickers \$4.95

Stubby Coolers \$7.95

Mt Augustus Women's Tee \$29.95

Kennedy Range Mens Tee \$29.95

Malfunction Unisex Tee \$24.95

Get Upper Unisex Tee \$24.95

Online orders and phone orders welcomed.
Free collection from the CRC or Carnarvon.
Postage & handling \$9.95 in Australia



- 15 years mustering experience in the Pilbara and Gascoyne
- 4 helicopters available (2 based in the Gascoyne, and 2 in the Pilbara)
- Our machines are routinely maintained by our team at A&A air services, based in Carnarvon
- Each of our pilots have 20+ years' experience working with cattle
- Competitive rates for new and existing clients

For all bookings and enquiries, please contact Richard 0439 920612 or Rachael 08 9943 0832 (Edmund station)





\$7 MILLION BOOST FOR DURACK FROM BUILDING BETTER REGIONS FUND

5 JUNE 2020

Drought-affected regional communities in Durack are set to receive a boost of more than \$7 million of new local roads, restoration and building projects, as part of Round 4 of the Morrison Government's highly successful Building Better Regions Fund (BBRF).

Federal Member for Durack, the Honourable Melissa Price congratulated the 4 successful Durack Shires with projects that were a positive investment in the region's future.

"These include more than \$4 million for the construction of the Landor Road Strategic Regional Connector at Peak Hill in the Shire of Meekatharra, and more than \$2 million for a new Visitors Stop at Gascoyne Junction", Melissa Price said.

"These projects will drive Durack regional economic growth and support local tourism. As will more than \$400 000 for Carnarvon's recycled water pipeline upgrade and more than \$100 000 for restoration of Mingenew's historic railway station." Ms Price said.

Communities in Durack continue to show amazing spirit and strength as they support each other through drought in some areas and I am glad to see this latest round of BBRF will provide much-needed support.

Deputy Prime Minister and Minister for Infrastructure, Transport and Regional Development Michael McCormack said this funding of \$207 million investment under Round 4 will support 163 new infrastructure and community projects across drought-affected regional Australia.

For a full list of successful projects, please visit www.business.gov.au/bbrf

Ends;

Media Contact:

Rose Crane 0427 587 395. Rosemea.Crane@aph.gov.au

**Some great news for the Shire of Upper Gascoyne!
We are beyond excited to announce we have been
successful in our grant application
to commence construction of
The Gascoyne Junction Visitors Stop in late 2020!!**



Almost four acres of vacant land will be developed into a day rest stop to accommodate up to 30 RV/Caravans with amenities and a large grassed amphitheatre with accessible pathways linking historic pastoral machinery.

Total project cost is \$2,508,500 and total grant awarded from a successful Building Better Region Funding application is \$2,398,500.

The remaining is to be funded by the Shire.



GASCOYNE JUNCTION - VISITORS STOP



GASCOYNE JUNCTION - VISITORS STOP



GASCOYNE JUNCTION - VISITORS STOP



GLENBURGH STATION STAY PROVIDES NATURAL BUSHLAND CAMPING SITES SITUATED ON THE BANKS OF THE BEAUTIFUL GEERANOO CREEK, THIS SAFE HAVEN OFFERS A SECLUDED LOCATION TO STAY FOR A FEW DAYS BEFORE CONTINUING ONTO OTHER MAJOR TOURIST DESTINATIONS.

TOURISTS OF ALL AGES, GROUPS AND LOCALS WILL APPRECIATE THE COUNTLESS EXPERIENCES AND ACTIVITIES GLENBURGH STATION STAY HAS TO OFFER.

CONTACT US ON 0447173287
EMAIL GLENBURGHSTATIONSTAY@GMAIL.COM

WWW.GLENBURGHSTATIONSTAY.COM
FIND US ON FACEBOOK & INSTAGRAM!





Mt Augustus Tourist Park

Camp on green shady sites or stay in our comfortable accommodation

View the stars from around your own campfire

Conquer the 'world's biggest rock' and explore the National Park's walking trails.

Swim, watch the birds and catch fish at Cattle Pool.

Enjoy the local flora, fauna and the Aboriginal etchings.

A great get away for the whole family.

More information:

0899430527

www.mtaugustustouristpark.com





SMOKO TIME



CODEBREAKER (or CODEWORD, or CODE CRACKER) WORD PUZZLE

The number in each square corresponds to a letter. The same number represents the same letter.
 Crack the code and fill the grid by determining which letter relates to which number.
 To help you get started two word entries have picture clues, and four letters are already in place.



The crossword puzzle grid is as follows:

				12	16	16	13	4		14		7		6		12					
									1	K	2	N	3	I	4	T					
				8		12		10						4	3	2	5				
				14	12	8	3	2	5		14		17		12		8				
				4		3		14	1	9	8	14	15	14	2	9	14				
				7	14	9	8	14	4	12	8	11		5		14		13		14	
7				7			3		13		7	12	4	14	14	2	7			6	
6	12	4	4	14	8	2	7			8		4		4	10	14	12			1	
13		14			21		14			17	2	18	3	4		12				8	
4	19	14	7	14	7									9	19	3	20	2	14	11	
7				20		8	3	16						8		6				13	
				2		16		8						9	13	15		4		7	
9	3	4	8	13	17	7								10	3	5	10	12		20	
				2		3	2	2	6	17	8	7	14		4		7		14		12
15	22	3	2				6			1			9	3	8	9	17	18	12	8	
				12		5	14	2	14	8	3	9		2		13		21		4	
7				7		4		14		8		6	8	14	7	7	17	8	14	15	
6	12	8	12	15	3	7	14			14		14		14			8				
17		12			18		4			9	12	16	18	14	7						
20	14	15	3	14	21	12	18			4		14									
14		14			7		8			16	14	12	15	7							

1 2 3 4 5 6 7 8 9 10 11 12 13 14 15 16 17 18 19 20 21 22
KNIT







ANSWER: 1-K, 2-N, 3-I, 4-T, 5-D, 6-R, 7-S, 8-B, 9-C, 10-W, 11-Y, 12-A, 13-O, 14-E, 15-D, 16-B, 17-U, 18-L, 19-H, 20-M, 21-Y, 22-J

Can you spot 15 things that are different in these 2 pictures



Answers: 1. Horse's helmet, 2. missing stirrup, 3. hanging stirrup, 4. brush out of box, 5. cat's stripes, 6. girl's hair, 7. girl's boots, 8. horse in stall wearing halter, 9. polo wraps on horse's leg, 10. polo wraps on horse's leg, 11. pitchfork, 12. manure, 13. manure, 14. horse's name sign, 15. girl's boots

KID'S CORNER



Fruit & Vegetable Jokes for kids!

Q: How do you make an artichoke?

A: You strangle it.

Q: What did the lettuce say to the celery?

A: Quit stalking me!

Q: What school subject is the fruitiest?

A: History because it is full of dates!

Q: Why did the tomato blush?

A: Because it saw the salad dressing.

Q: What vegetables are sailor's enemies?

A: Leeks

Knock knock! Who's there?

Lettuce! Lettuce who?

Lettuce in and you'll find out!

Q: What's small and red and has a rough voice?

A: A hoarse raddish!

Q: What's a vampires favourite fruit?

A: A neck-tarine!

Q: What's brown, hairy and wears sunglasses?

A: A coconut on vacation!

Q: Why did the banana go to the doctor?

A: Because it wasn't peeling well.

Q: What key do you use to open a banana?

A: A monkey.

Q: When is an apple a grouch?

A: When it is a crab apple.

Knock, knock

Who's there?

Bean


Bean who?

Bean a while since I saw you!



Spider Maze

Help the spider get to her web its rock.





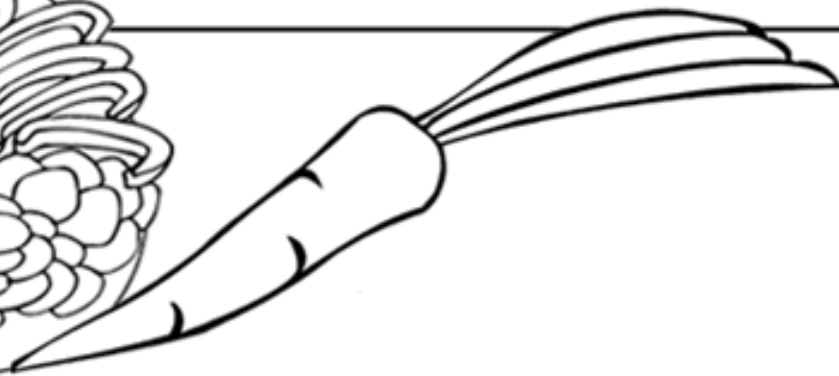
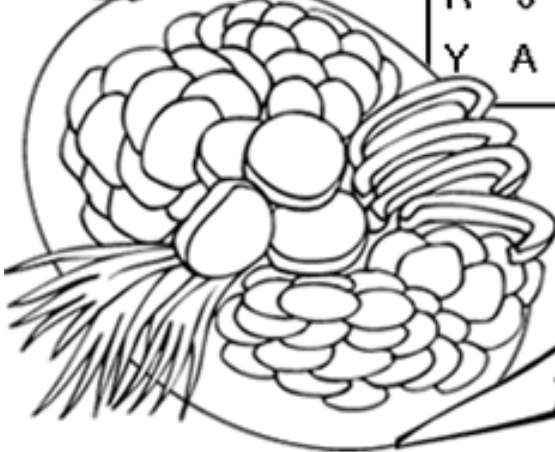
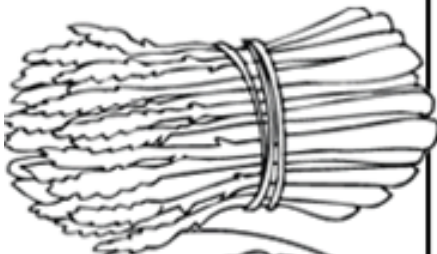
Vegetables Word Search

Search the puzzle for the words shown in the word list.
Circle each word that you find until you find all of the 24
vegetable-related words.

Word List

brussels sprouts	
potato	cucumber
pumpkin	lettuce
alfalfa	parsley
artichoke	pepper
asparagus	rhubarb
avocado	carrot
broccoli	radish
cabbage	beans
cauliflower	spinach
celery	zucchini
corn	yam
	pea

Y	A	M	B	R	O	C	C	O	L	I	R	B	A	G
C	A	U	L	I	F	L	O	W	E	R	D	Q	L	P
C	U	C	U	M	B	E	R	N	Z	T	T	C	F	A
Y	Y	N	S	P	I	N	A	C	H	S	J	O	A	R
Z	R	O	A	E	C	A	B	B	A	G	E	R	L	S
M	Z	O	R	A	D	I	S	H	M	V	B	N	F	L
K	A	A	S	P	A	R	A	G	U	S	G	X	A	E
R	F	A	Q	M	B	P	U	M	P	K	I	N	Y	Y
B	R	U	S	S	E	L	S	S	P	R	O	U	T	S
C	Q	O	P	N	A	L	E	T	T	U	C	E	L	M
E	K	G	O	S	N	A	R	T	I	C	H	O	K	E
L	O	U	T	I	S	R	H	U	B	A	R	B	D	T
E	B	F	A	L	Y	Z	U	C	C	H	I	N	I	H
R	J	V	T	C	A	R	R	O	T	T	N	E	F	F
Y	A	V	O	C	A	D	O	G	P	E	P	P	E	R



FROZEN

Colouring Page





**WE WISH TO ADVISE OUR
CUSTOMERS THAT OUR OFFICE
HOURS HAVE CHANGED
THE CRC AND SHIRE OFFICE
WILL BE CLOSED TO THE
PUBLIC FROM
3 PM EACH FRIDAY**

